










































Legend:






Red flag	0% to <60%
Amber Flag	60% to <80%
Green Flag	80% to 100%



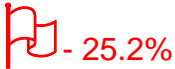
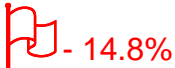
Performance	
All Responses	Further Analysis
 - 83.9%	<i>Greater Bendigo is a great place to live and work.</i> With increasing age people were more likely to give a lower rating.
 - 77.4%	<i>Locals feel proud of Greater Bendigo.</i> The youngest age group were more likely to report lower pride.
 - 59.9%	<i>Creativity and innovation are encouraged.</i> Respondents were generally positive, with women reporting a higher level of satisfaction.
 - 72.8%	<i>The cultural heritage is conserved for the future.</i> Most people felt cultural heritage is being well or very well conserved.
 - 59.4%	<i>Greater Bendigo City Council provides quality community programs that meet people's needs.</i> Respondents across all age groups felt quality community programs are available, but the overall rating suggests improvement is possible.
 - 47.6%	<i>Greater Bendigo City Council offers services to support vulnerable community members.</i> People aged 26 to 59 years old and women gave a lower rating.
 - 58.4%	<i>Greater Bendigo City Council offers many cultural and leisure activities that encourage me to take part.</i> 19 to 25 year olds in particular were not very positive that activities encouraged participation.
 - 58.6%	<i>Greater Bendigo City Council assists people to find information about programs and services</i> 19 to 25 year olds rated levels of assistance as poor or very poor.
 - 66.1%	<i>Residents feel part of their local community.</i> Under 18 years expressed very poor social integration. 36-45 year olds reported the strongest sense of social integration.
 - 66.7%	<i>Greater Bendigo has a good image.</i> 19 to 25 year olds strongly agreed, this decreased with age; under 18's were more likely to give an average to very poor rating.









Liveability	
All Responses	Further Analysis
 81.5%	<p><i>I am able to access the health services I need to maintain my physical health and wellbeing.</i></p> <p>In each age group a small number disagreed.</p>
 61.2%	<p><i>I am able to access the health services I need to maintain my mental health and wellbeing.</i></p> <p>A remarkably lower score across all ages than the item relating to access to physical health services.</p>
 -52.3%	<p><i>Greater Bendigo services provide adequate support for care of elderly persons.</i></p> <p>People 60 and over were more likely to have a definite opinion; of these, over 60% were positive but 30% were dissatisfied.</p>
 38.9%	<p><i>I can access the aged care services I need to maintain the health of my family or people I care for.</i></p> <p>Respondents expressed lower levels of satisfaction</p>
 33.5%	<p><i>I am able to access YO Bendigo youth website to gain health, wellbeing and event information.</i></p> <p>Young people reported high levels of satisfaction.</p>
 83.1%	<p><i>I think Greater Bendigo City Council needs to be a leader in celebrating and recognising young people's achievements.</i></p> <p>All ages felt it is important to celebrate the achievements of young people.</p>
 51.5%	<p><i>I think Greater Bendigo is inclusive, accessible and welcoming to young people.</i></p> <p>Respondents were more likely to agree with this statement rather than strongly agree. Respondents from the parental age groups disagreed that Greater Bendigo is accessible, inclusive and welcoming to young people.</p>
 43.8%	<p><i>Greater Bendigo provides adequate activities and learning programs for young people.</i></p> <p>About 15% of young people strongly disagreed.</p>
 44.2%	<p><i>Greater Bendigo City Council provides adequate opportunities for young people to be involved in their planning and other forms of community engagement.</i></p> <p>Young people were more likely to be satisfied, but a high proportion expressed no opinion on this item.</p>
 36.6%	<p><i>Greater Bendigo services provide adequate support for looking after children.</i></p> <p>Child-bearing age groups reported higher levels of dissatisfaction.</p>
	<p><i>I am able to access the child and family care services I need to maintain the wellbeing of my family members or those I care for.</i></p>


Liveability	
All Responses	Further Analysis
31.9%	Respondents reported high levels of dissatisfaction.
 36.4%	<p><i>Greater Bendigo services provide adequate support for the care of people with a disability.</i></p> <p>All age groups were likely to express dissatisfaction.</p>
 69.0%	<p><i>I think Greater Bendigo City Council needs to be a leader in setting an example for fostering and celebrating cultural diversity.</i></p> <p>Respondents consider it important or very important.</p>
 67.0%	<p><i>I prefer to live in a community that attracts and welcomes people from different cultures and ethnic backgrounds.</i></p> <p>Respondents consider it important or very important.</p>
 50.8%	<p><i>I would support more activities to attract new overseas immigrants to settle and work here.</i></p> <p>People generally were less positive and up to 15% strongly disagreeing (more negative as the respondents' age increased).</p>
 75.2%	<p><i>I think Greater Bendigo City Council has an important role in helping to support people experiencing temporary homelessness and housing insecurity.</i></p> <p>While a high number of respondents agreed, 7% feeling strongly or very strongly that this is not Council's role.</p>
 15.3%	<p><i>I think there are already sufficient supports in place for homeless people.</i></p> <p>More than 40% of respondents disagreed or strongly disagreed.</p>
 70.5%	<p><i>I think more should be done by Greater Bendigo City Council to make sure there is always some housing available for rent by people on low incomes.</i></p> <p>Strongly supported across all ages, with 19 to 25 year olds highest. 36 to 60 year olds were more likely to disagree with this strategy.</p>
 66.2%	<p><i>I think more should be done by Greater Bendigo City Council to make sure that people on lower incomes have the opportunity to buy/build their own home.</i></p> <p>There was moderate support across all age groups, with 19 to 25 year olds the strongest. 26 to 60 year age groups were more likely to disagree with this approach.</p>
 - 75%	<p><i>I think we have enough venues licensed to sell and/or serve alcohol in the city area already and the City of Greater Bendigo should restrict further licences being granted.</i></p> <p>Respondents were more likely to agree or strongly agree with increasing age; a high proportion of over 25 years old reported or feel there are already sufficient licensed venues.</p>

Liveability	
All Responses	Further Analysis
 82.6%	<p><i>I support the lock-out policy, where licensed clubs and venues will not allow re-entry after 2am.</i></p> <p>While support was generally very high, a high number of 19-25 year age group disagreed or strongly disagreed.</p>
 73.5%	<p><i>I think that policies related to licensed venues and sales of packaged liquor should be stronger, to reduce anti-social street behaviour.</i></p> <p>The younger age groups were more likely to disagree (highest in the 19-25 year age group).</p>
 82.1%	<p><i>I think there should be stronger local laws to reduce anti-social behaviour on the streets.</i></p> <p>Younger people support change to local laws.</p>
 72.2%	<p><i>I think surveillance systems are an effective deterrent to anti-social behavior and they could be used more widely.</i></p> <p>Respondents support stronger local laws to reduce anti-social behaviour, but are less likely to favour the use of surveillance systems.</p>
 90.9%	<p><i>I support more policies and strategies designed to increase awareness of, and encourage people to 'say No', to Violence against women.</i></p> <p>Across all age groups there was very strong support.</p>
 55.7%	<p><i>I think there are sufficient good quality areas across Greater Bendigo for children to play outside.</i></p> <p>Generally all age groups agreed however there was a significant number across each age group that disagreed or strongly disagreed.</p>
 75.0%	<p><i>I think the open spaces and public areas across Greater Bendigo are accessible and well-maintained.</i></p> <p>Respondents from the rural areas were more likely to report neutral or lower satisfaction.</p>
 83.3%	<p><i>Greater Bendigo City Council should be able to control the growth of Electronic Gaming Machines (EGM) numbers in the municipality.</i></p> <p>There was strong support across all age groups.</p>
 82.7%	<p><i>Greater Bendigo City Council should be able to control the location of local EGM venues.</i></p> <p>There was strong support across all age groups.</p>
 80.9%	<p><i>Greater Bendigo City Council should be able to control the number of EGM venues in a venue.</i></p> <p>There was strong support across all age groups.</p>
 37.4%	<p><i>If more EGM's were introduced in Greater Bendigo how would it affect your wellbeing?</i></p> <p>A high neutral response across all ages, with just under 50% of 19 to 45 year olds stating more EGMs would have a negative impact.</p>

	Health Protection
 - 49.6%	<p><i>I think Greater Bendigo City Council should do more at a local level to reduce the risk to the health of our population from skin cancer.</i></p> <p>The young population think that more should be done at a local level, with 8% to 16% across age groups disagreeing.</p>
 - 60.1%	<p><i>I think Greater Bendigo City Council should do more at a local level to reduce the risk to the health of our population from tobacco smoking.</i></p> <p>For the 25 year age group this is a priority. 13% of all respondents feel it is not a role of Council.</p>
 - 68.1%	<p><i>I think Greater Bendigo City Council should do more at a local level to reduce the risk to the health of our population from drinking alcohol to excess.</i></p> <p>Younger people think more should be done, and 60 plus age group more likely to disagree.</p>
 - 62.6%	<p><i>I think Greater Bendigo City Council should do more at a local level to reduce the risk to the health of our population from obesity and other chronic diseases.</i></p> <p>The younger age groups believe more should be done.</p>
 - 54.1%	<p><i>I think people are responsible for taking measures to protect themselves from avoidable risks. National strategies to reduce these risks are already sufficient and this is <u>not</u> the role of the City of Greater Bendigo.</i></p> <p>The 60 plus age group felt it was an individual responsibility and 19 to 25 years disagreed.</p>

	Productivity
 - 85.7%	<p><i>I think it is important for the City of Greater Bendigo to support education initiatives which are designed to make stronger links between schools and workplaces.</i></p> <p>The importance decreased with age.</p>
 - 69.6%	<p><i>I think it is important for the City of Greater Bendigo to support initiatives which promote employment for minority groups including Indigenous Australians and new immigrants.</i></p> <p>An even level of support across all age groups; 10% of 36 to 45 year olds strongly disagreed.</p>
 - 25.2%	<p><i>I think spending Council money on supporting employment growth is <u>not</u> a City of Greater Bendigo priority: the money should be spent elsewhere.</i></p> <p>There was strong disagreement from respondents; those under the age of 18 didn't see this as such a priority</p>
 - 14.8%	<p><i>I can access the amount and quality of Child Care to balance my employment and family needs.</i></p> <p>36 to 45 year old recorded the highest agreement (the age group most likely to use such services).</p>



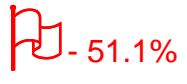

Food Security	
 10%	<p><i>In the last 12 months were there any times that you ran out of food and couldn't afford to buy more?</i></p> <p>4.5% of those under 18 year old ran out of food once a week, and 10% of 19 to 25 year olds ran out of food more than once a month and another 10% less than once a month.</p>
 - 38.1%	<p><i>I don't always have the type of food I want because some foods, such as fresh fruit and vegetables, are too expensive.</i></p> <p>Under 40% of all age groups could not always have the type of foods they want, the 25-35 year age group reported experiencing this most frequently and respondents aged 36 years and over were less likely to experience this.</p>
 - 19.2%	<p><i>I don't always have the type of food I want because I can't get a variety of food I want.</i></p> <p>The 19 to 25 year age group was more likely to agree.</p>
 - 10.5%	<p><i>I don't always have the type of food I want because culturally appropriate foods are not available.</i></p> <p>Limited availability of culturally appropriate foods was experienced most by 19-25 year and 36-45 year age groups.</p>
 - 10.4%	<p><i>I don't always have the type of food I want because inadequate or unreliable public transport makes it difficult for me to get to the shops.</i></p> <p>19 to 25 year olds reported agreement; this decreased with age.</p>
 - 60.4%	<p><i>I think everyone has the opportunity to get sufficient food; it's just a matter of priorities.</i></p> <p>Around 55% of respondents felt there was opportunity it's just a matter of priorities, while around 30% disagreed.</p>
 - 20.6%	<p><i>I think Greater Bendigo is not a major food producing area, so food security is not an important issue here.</i></p> <p>26 to 59 year age groups were most likely to agree, with 19 to 25 year olds recording the highest disagreement.</p>
 - 82.7%	<p><i>I think Greater Bendigo City Council has a role in helping to protect good farming land to ensure food security into the future.</i></p> <p>Strongly supported across all age groups with under 18year olds had the highest percentage disagreeing.</p>



Transport	
 - 22.7%	<p><i>I have difficulty accessing private or public transport services to meet my needs.</i></p> <p>A quarter of respondents had difficulty, 19 to 25 year olds experiencing the most difficulties. More than 15% of adult respondents reported the question was irrelevant, and a relatively high proportion of respondents disagreed.</p>

Commuting	
- 31.4%	<p><i>How many times over the last three months have you used V-Line public transport services?</i></p> <p>Most respondents have used VLine services at least once, only a small proportion used the service most days (highest groups is the 19 to 25 years). Apart from this age-group, around 30% of adults had not used the service.</p>
- 62.1%	<p><i>How many times over the last three months have you used other local public transport services?</i></p> <p>Over half had never used; those under 18 years old more than once a week.</p>
- 34.7%	<p><i>How many times over the last three months have you commuted by bicycle or walking?</i></p> <p>Under 18's most days, with respondents never commuting by walking or cycling increasing with age.</p>

Transport Barriers	
- 30.6%	<p><i>Do you anticipate anyone in your household having difficulty with transport in the next five years?</i></p> <p>36 to 45 years age group reported more agreement and 30% to 50% in each age group disagreeing.</p>

Sustainability	
- 60.1%	<p><i>The City of Greater Bendigo should have stronger local laws, such as with water, energy, transport and waste management, to make sure people reduce their impact on the environment.</i></p> <p>Overall 20% no opinion ; 36% under 18 had no opinion; 22% of 26 to 35 year olds disagreed.</p>
- 89.8%	<p><i>I support Greater Bendigo City Council involvement in activities to encourage people to buy local produce and manufactured goods.</i></p> <p>Strong agreement across all ages.</p>
- 91.6%	<p><i>I support activities by the Greater Bendigo City Council which encourage new industries and technologies that reduce environmental impacts.</i></p> <p>Strong agreement across all ages, with respondents aged 36-59 years having the highest proportion strongly agreeing or agreeing with this.</p>
- 83.6%	<p><i>I think Greater Bendigo City Council has a lead role on trying to reduce the amount of waste that is generated, such as by reducing packaging and plastic.</i></p> <p>Strong agreement across all age groups, with under 18 and 46-59 year olds the highest strongly agreeing. The 26-35 year olds an overall average of fewer than 5% of respondents disagree with this statement.</p>

	Personal Safety
 - 79.9%	<i>My experience is that people in Greater Bendigo are generally honest and trustworthy.</i> Strong agreement across all ages, increasing with age.
 - 80.8%	<i>I would feel comfortable asking a neighbour for a small favour (such as borrowing milk or a ladder).</i> Strong agreement across all ages. People aged 19-25 years didn't feel as comfortable
 - 51.1%	<i>I feel safe walking alone in my local area after dark.</i> Middle aged respondents were more likely to feel safe compared to other age groups. Just under half of respondents aged 18 years and under indicated that they did not feel safe walking alone at night. Males were considerably more likely than females to feel safe.
 - 60.2%	<i>I feel safe on the streets and in public areas in the city and rural areas of Greater Bendigo.</i> Respondents aged under 18 years were less likely to feel safe, across all age groups there was a neutral view, and 19 to 25 years felt the safe.

	Wellbeing
 - 77.5%	<i>How do you rate your overall wellbeing at present?</i> The older age groups rate their wellbeing as average or poor compared to the younger age groups. 31% rating average, poor or very poor.
 - 66.8% <small>Comfortable to well off</small>	<i>How would you describe your current financial situation?</i> Under 18 years report the highest 'comfortable' with 19 to 25 years old reporting 'just getting by'.

Priority/Importance:

The Wellbeing Survey is identified in the Council Plan as a high priority project.

The Wellbeing Survey has direct links to programmed strategic planning projects including the Gaming Policy Review and the Violence Prevention Plan. The broader scope of the survey will inform long term planning and budget considerations. When undertaking planning and making decisions, it is relatively easy to get input from "stakeholders" where there is an organised group whose needs and desires are met by any proposed project. It is much harder to get the views of the community on broader priorities. This survey and the Bendigo 2036 have given the City useful indications and data on preferred directions.

This work does not assume that it is Council's role to deliver all of the services so solve the community's issues. Survey results can also help inform priorities for lobbying to Government for action.