



Royal Commission
into Institutional Responses
to Child Sexual Abuse

Data analysis of claims and substantiated complaints received by the Diocese of Maitland-Newcastle and the Marist Brothers relating to accused operating within a Marist Brothers Maitland or Hamilton high school

Data report

Contents

Introduction	3
Claims and substantiated complaints of child sexual abuse received by the Diocese of Maitland-Newcastle	5
People subject to claims or substantiated complaints of child sexual abuse received by the Diocese of Maitland-Newcastle	9
Claims and substantiated complaints of child sexual abuse received by the Marist Brothers relating to accused operating within a Marist Brothers Maitland or Hamilton high school	11
Marist Brothers subject to claims or substantiated complaints of child sexual abuse operating within a Marist Brothers Maitland or Hamilton high school	15
Individuals subject to claims or substantiated complaints of child sexual abuse received by the Diocese of Maitland-Newcastle	16
Vincent Gerard Ryan	16
John Sidney Denham	18
Denis McAlinden	20
James Patrick Fletcher	22
Anthony Bambach	24
Thomas Brennan	26
Peter Brock	28
Marists Brothers subject to claims or substantiated complaints of child sexual abuse operating within a Marist Brothers Maitland or Hamilton high school	30
Thomas Butler	30
Darcy John O’Sullivan	32
Francis William Athol Cable	34
Peter William Pemble	36
Noel Desmond Mackey	38

Introduction

1. The Royal Commission has conducted a comprehensive data survey of all Catholic Church authorities in Australia including the Diocese of Maitland-Newcastle and the Marist Brothers.
2. The data presented in this document relates to claims of child sexual abuse, or complaints of child sexual abuse that were subsequently substantiated, received by:
 - a. the Diocese of Maitland-Newcastle, that relate to a person subject to a claim and/or substantiated complaint operating within the Diocese at the time of the alleged child sexual abuse; and
 - b. the Marist Brothers, that relate to a Marist Brother where the alleged child sexual abuse occurred at either Marist Brothers High School Maitland, or Marist Brothers High School Hamilton (Marist Brothers Maitland or Hamilton high schools).

Each section of this document will identify the specific sources of the data used for the analysis.

3. The comprehensive data survey sought all claims and substantiated complaints against Catholic Church personnel that were received by these Catholic Church authorities during the period 1 January 1980 to 28 February 2015.
4. A claim of child sexual abuse against Catholic Church personnel is made when a victim, or their solicitor or advocate on their behalf seeks redress through Towards Healing, the Melbourne Response or another redress process, including civil proceedings.
5. A substantiated complaint of child sexual abuse is a complaint made by any person against Catholic Church personnel that is substantiated as a result of an acceptance or investigation by the relevant Catholic Church authority.

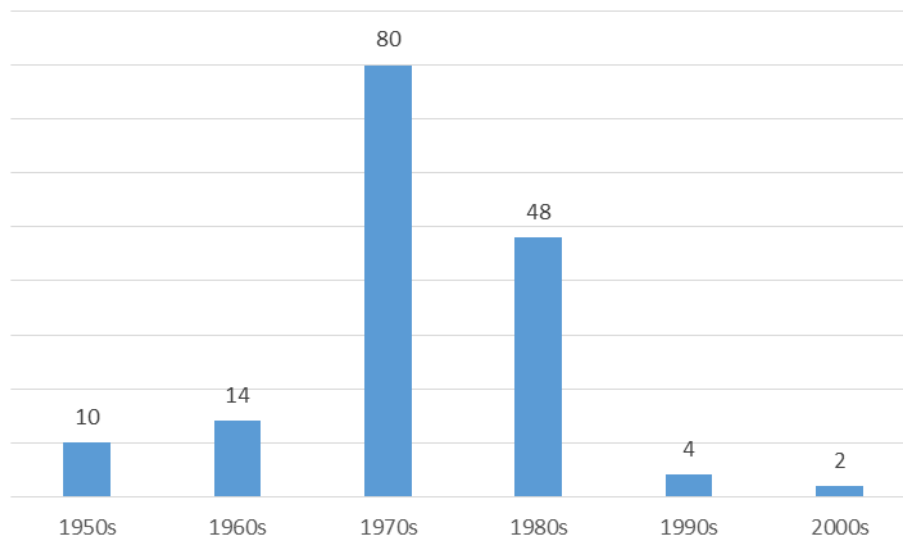
A substantiated complaint of child sexual abuse does not involve a person making a claim for redress.

6. An accused is a person subject to a claim, substantiated complaint, charge and/or conviction related to child sexual abuse.

Claims and substantiated complaints of child sexual abuse received by the Diocese of Maitland-Newcastle

7. The data in this section is based on all the claims or substantiated complaints of child sexual abuse received by the Diocese of Maitland-Newcastle.
8. The Diocese of Newcastle received either a claim of child sexual abuse or a complaint of child sexual abuse that was subsequently substantiated from 158 people. Fifteen per cent of these people also made allegations of physical abuse.
9. Four people made a claim or substantiated complaint of child sexual abuse which identified more than one accused.
10. The gender of claimants (where the gender was reported), was 75% male and 25% female.
11. The average age of the claimants at the time of the alleged child sexual abuse (where the age was reported) was 10 years old for females and 11 years old for males.
12. Where the age of the claimant was reported, 62% were under the age of 13 years at the time of the alleged child sexual abuse and 38% were between 13 and 18 years old.
13. Eighty-one per cent of claimants reported incidents alleged to have occurred in the period from 1970 to 1989 (inclusive).
14. The decade with the highest number of alleged incidents of child sexual abuse that were the subject of a claim or substantiated complaint was the 1970s, with 80 claims or 51% of the total claims relating to this time period.

15. The chart below shows the number of claims or substantiated complaints of child sexual abuse, by the year of the first alleged incident (where the year of the first alleged incident is known).



16. One hundred and thirty four claims of child sexual abuse resulted in a monetary compensation payment (including civil proceedings), being 85% of all claims of child sexual abuse received by the Diocese of Maitland-Newcastle.
17. The total reported amount of compensation paid by the Diocese of Maitland-Newcastle in relation to claims of child sexual abuse was \$25.7 million with an average payment per claim of \$192,000 (where compensation was reported). When taking into consideration treatment, legal and other costs, a total of \$26.6 million was paid with an average payment per claim of \$198,000 (where compensation or the payment of costs was reported). In relation to treatment costs, 67 claims included payment for treatment costs, amounting to a total of \$166,000, with an average payment per claim of \$2,500.
18. Of those claims of child sexual abuse received by the Diocese of Maitland-Newcastle, 18 were civil claims, of which three resulted in monetary

compensation. The total reported amount of compensation paid through civil claims was \$3.0 million, with one payment of \$2.6 million, one payment of \$425,000 and one payment of \$50,000 (where compensation was reported). When taking into consideration treatment, legal and other costs, a total of \$3.5 million was paid (where compensation or the payment of costs was reported).

19. Of those claims of child sexual abuse received by the Diocese of Maitland-Newcastle that went through Towards Healing, 18 resulted in monetary compensation. The total reported amount of compensation paid through Towards Healing was \$875,000, with an average payment per claim of \$49,000 (where compensation was reported). When taking into consideration treatment, legal and other costs, a total of \$961,000 was paid with an average payment per claim of \$53,000 (where compensation or the payment of costs was reported). In relation to treatment costs, four claims included payments for treatment costs, amounting to a total of \$20,000, with an average payment per claim of \$4,900.
20. Of those claims of child sexual abuse received by the Diocese of Maitland-Newcastle that went through an 'other redress process', being some form of negotiation with the Catholic Church authority by the claimant or their solicitor and/or advocate, 113 resulted in a monetary compensation payment (72% of all claims of child sexual abuse received by the Diocese of Maitland-Newcastle).
21. The total reported amount of compensation paid through an 'other redress process' was \$21.7 million, with an average payment per claim of \$192,000 (where compensation was reported). When taking into consideration treatment, legal and other costs, a total of \$22.2 million was paid, with an average payment per claim of \$196,000 (where compensation or the

payment of costs was reported). In relation to treatment costs, 63 claims included payment for treatment costs, amounting to a total of \$147,000, with an average payment per claim of \$2,300.

22. The following institutions were identified as having claims or substantiated complaints of child sexual abuse:

Institution	Number	%
St Pius X College, Adamstown	46	29%
St Joseph's Primary School, Merewether	5	3%
St Joseph's Primary School, East Maitland	3	2%
St Michael's Primary School, Nelson Bay	3	2%
Murray Dwyer Orphanage, Mayfield West	3	2%
Holy Family Primary School, Merewether Beach	2	1%
Outside of Newcastle-Maitland Area	2	1%
Sacred Heart Primary School, Hamilton	2	1%
St Clare's High School, Taree	2	1%
Muswellbrook Parish	1	1%
St Clemente High School, Mayfield	1	1%
St James Parish, Muswellbrook	1	1%
St Joseph's Primary School, Merriwa	1	1%
Not Specified	86	54%
Total	158	100%

People subject to claims or substantiated complaints of child sexual abuse received by the Diocese of Maitland-Newcastle

23. Thirty-one people (priests, religious, employees or volunteers) were subject to one or more claims or substantiated complaints of child sexual abuse received by the Diocese of Newcastle-Maitland, with an average of five claims or substantiated complaints per accused. Twenty-eight accused were male, two female and in one case the gender was unknown.
24. Fifty-eight percent of those accused were priests (83% of claims), 6% of those accused were members of a religious order (1% of claims) and 35% were lay persons (16% of claims) (where this information was reported).
25. The highest number of claims or substantiated complaints of child sexual abuse made against an accused was 62, made against John Sidney Denham.
26. Three accused priests were the subject of more than 10 claims or substantiated complaints of child sexual abuse, with claims against these three individuals accounting for 68% of all claims received by the Diocese of Maitland-Newcastle. These three accused priests were John Sidney Denham, Denis McAlinden and Vincent Gerard Ryan.
27. Fifty-seven percent of the accused were alive at the time the first claim or substantiated complaint was made against them (where this information was reported).
28. The table below shows the number of accused priests by reference to the seminary/s they attended (where this information was reported).

Seminary	Number	%
St Columba's Junior Seminary, Springwood NSW (1909-1978)	7	37%
Good Shepherd Seminary, Strathfield	1	5%
St Patrick's at Manly (1889-2005)	3	16%
Unknown	8	42%
Total	19	100%

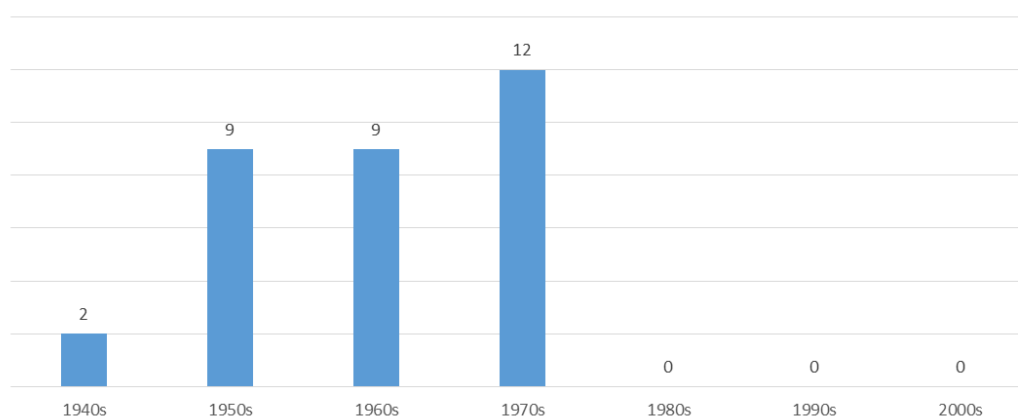
It must be noted that two accused attended subsequent seminaries, two at St Patrick's at Manly and one at St Paul's, Kensington.

29. Ten accused were referred to the Congregation for the Doctrine of the Faith (CDF). Referral of these people occurred between 2010 and 2012 (inclusive).
30. Of those 19 accused who were priests or religious, three were subject to restricted ministry, six to administrative leave, two attended Encompass residential treatment and one attended other residential treatment.
31. Two accused, namely John Sidney Denham and David Anthony O'Hearn, were the subject of one or more canonical applications. The canonical applications occurred in 2010 and 2016. Both applications were for dismissal from the priesthood, the application for John Sidney Denham resulted in dismissal; the application for David Anthony O'Hearn is pending.

Claims and substantiated complaints of child sexual abuse received by the Marist Brothers relating to accused operating within a Marist Brothers Maitland or Hamilton high school

32. The data in this section is based on all the claims and substantiated complaints received by the Marist Brothers against one or more Marist Brother where the alleged child sexual abuse occurred at either Marist Brothers High School Maitland; or Marist Brothers High School Hamilton (a Marist Brothers Maitland or Hamilton high school).
33. Thirty-two people made either a claim or substantiated complaint of child sexual abuse against one or more Marist Brother in relation to a Marist Brothers Maitland or Hamilton high school. Seven of these people also made allegations of physical abuse.
34. Nine people made a claim or substantiated complaint of child sexual abuse in relation to a Marist Brothers Maitland or Hamilton high school which identified more than one accused.
35. The gender of the people who made either a claim or substantiated complaint of child sexual abuse in relation to a Marist Brothers Maitland or Hamilton high school (where the gender was reported), was 100% male.
36. The average age of the claimants at the time of the alleged child sexual abuse (where the age was reported) was 12 years old for males.
37. Where the age of the claimant was reported, 60% of the males were under the age of 13 years at the time of the alleged child sexual abuse and 40% of the males were between 13 and 18 years old.

38. Ninety-one per cent of people who made a claim or substantiated complaint of child sexual abuse in relation to a Marist Brothers Maitland or Hamilton high school reported incidents alleged to have occurred in the period from 1950 to 1989 (inclusive).
39. The decade with the highest number of alleged incidents of child sexual abuse that were the subject of a claim or substantiated complaint in relation to a Marist Brothers Maitland or Hamilton high school was the 1970s, with 12 claims or 36% of the total claims relating to this time period.
40. The chart below shows the number of claims or substantiated complaints of child sexual abuse in relation to a Marist Brothers Maitland or Hamilton high school, by the year of the first alleged incident (where the year of the first alleged incident is known).



41. Sixteen claims of child sexual abuse made in relation to a Marist Brothers Maitland or Hamilton high school resulted in a monetary compensation payment (including civil proceedings), being 48% of all claims of child sexual abuse in relation to a Marist Brothers Maitland or Hamilton high school.
42. The total reported amount of compensation paid by the Marist Brothers for claims of child sexual abuse made in relation to a Marist Brothers Maitland or Hamilton high school was \$1.7 million, with an average payment per claim of \$106,000 (where compensation was reported). When taking into

consideration treatment, legal and other costs, a total of \$1.75 million was paid, with an average payment per claim of \$73,000 (where compensation or the payment of costs was reported).

43. Of those claims of child sexual abuse made in relation to a Marist Brothers Maitland or Hamilton high school one was initiated through civil proceedings resulting in a monetary compensation payment of \$55,000.
44. Of those claims of child sexual abuse made in relation to a Marist Brothers Maitland or Hamilton high school, 11 went through Towards Healing, of which nine resulted in a monetary compensation payment. The total reported amount of compensation paid through Towards Healing was \$673,000, with an average payment per claim of \$75,000 (where compensation was reported). When taking into consideration treatment, legal and other costs, a total of \$682,000 was paid, with an average payment per claim of \$76,000 (where compensation or the payment of costs was reported).
45. Of those claims of child sexual abuse made in relation to a Marist Brothers Maitland or Hamilton high school that went through an 'other redress process', being some form of negotiation with the Catholic Church authority by the claimant or their solicitor and/or advocate, six claims resulted in a monetary compensation payment. The total reported amount of compensation paid by the Marist Brothers through an 'other redress process' was \$966,000 with an average payment per claim of \$161,000 (where compensation was reported). Of those six claims which have been resolved, when taking into consideration treatment, legal and other costs, a total of \$975,000 was paid with an average payment per claim of \$162,000 (where compensation or the payment of costs was reported). Of the remaining claims received through an 'other redress process' eight

claimants have received treatments costs, amounting to a total of \$29,000, with an average payment per claim of \$3,600.

46. The number of claims in relation to a Marist Brothers Maitland or Hamilton high school are as follows:

Institution	Number	%
Marist Brothers High School, Maitland	14	42%
Marist Brothers High School, Hamilton	19	58%
Total	33	100%

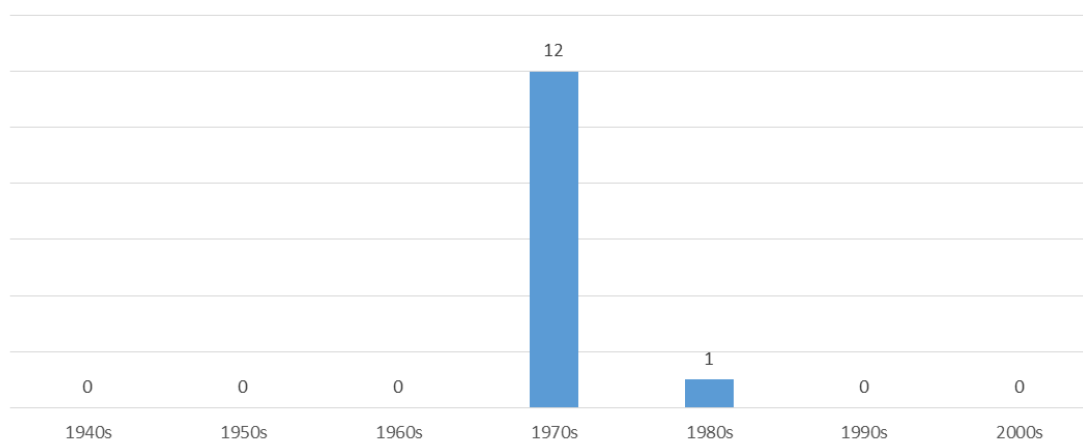
Marist Brothers subject to claims or substantiated complaints of child sexual abuse operating within a Marist Brothers Maitland or Hamilton high school

47. The data identified 20 Marist Brothers subject to one or more claims or substantiated complaints of child sexual abuse in relation to a Marist Brothers Maitland or Hamilton high school with an average of 1.7 claims or substantiated complaints per accused. All accused were male.
48. The highest number of claims or substantiated complaints of child sexual abuse against an accused was 10, made against Br Francis William Athol Cable.
49. Thirty-three percent of the accused Marist Brothers were alive at the time the first claim or substantiated complaint was made against them (where this information is known).
50. Seven of the accused Marists Brothers were subject to restricted ministry, none to administrative leave and three attended non-residential treatment (where this information is known).
51. Four of the accused Marist Brothers were the subject of one or more canonical applications. The canonical applications occurred in 1957, 1962, 1994, and in one case the year was not known. All applications were for dispensation of vows and all applications resulted in the dispensation of vows being granted.

Individuals subject to claims or substantiated complaints of child sexual abuse received by the Diocese of Maitland-Newcastle

Vincent Gerard Ryan

52. Thirteen people made a claim of child sexual abuse against Vincent Gerard Ryan alleging incidents of child sexual abuse.
53. The 13 claims of child sexual abuse against Vincent Gerard Ryan related to alleged incidents of abuse occurring in the period from 1972 to 1988 (inclusive).
54. The gender of the people who made a claim of child sexual abuse against Vincent Gerard Ryan (where the gender was reported) was 100% male. The average age of the claimants at the time of the alleged child sexual abuse (where the age was reported) was 10 years of age.
55. In relation to claims against Vincent Gerard Ryan (where the age of the claimant was known), 100% of the male claimants were under the age of 13 at the time of the alleged child sexual abuse.
56. The chart below shows the number of claims of child sexual abuse against Vincent Gerard Ryan by year of the first alleged incident (where the year of the first alleged incident is known).



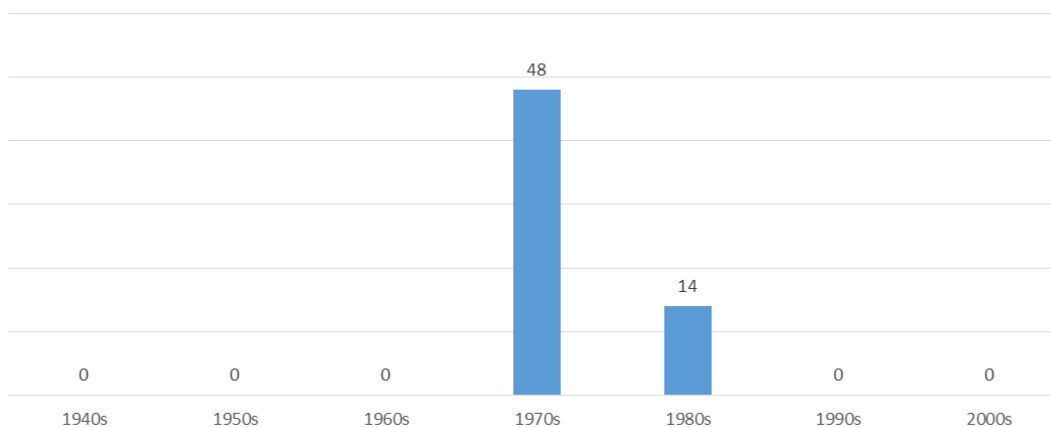
57. The data identified that the claims of child sexual abuse against Vincent Gerard Ryan related to two known institutions. The table below shows the institutions identified in the claims:

Institution	Number	%
St Joseph's Primary School, Merewether	5	38%
Sacred Heart Primary School, Hamilton	2	15%
Not Specified	6	46%
Total	13	100%

58. Of the 13 claims of child sexual abuse against Vincent Gerard Ryan, one was initiated through civil proceedings.
59. The civil claim of child sexual abuse against Vincent Gerard Ryan resulted in paid compensation of \$2.6 million. When taking into consideration legal and other costs, there was a total payment of \$3 million.
60. Of the 13 claims of child sexual abuse against Vincent Gerard Ryan, 12 resulted in paid compensation through a redress process other than civil proceedings. A total of \$2.9 million was paid, with an average payment per claim of \$244,600. When taking into consideration treatment, legal and other costs, a total of \$2.9 million was paid, with an average payment per claim of just over \$245,200. No payments for treatment were recorded.
61. Vincent Gerard Ryan was born in 1938; was ordained in 1966; and is alive.
62. The first alleged incident of child sexual abuse the subject of a claim against Vincent Gerard Ryan occurred six years after his ordination (he was 34 years old).
63. Vincent Gerard Ryan was referred to the Congregation for the Doctrine of the Faith in 2010.
64. Vincent Gerard Ryan was placed on administrative leave in 1995 and attended other residential treatment in 1976. Vincent Gerard Ryan was not the subject of a canonical application.

John Sidney Denham

65. Sixty-two people made a claim of child sexual abuse against John Sidney Denham alleging incidents of child sexual abuse, being 39% of all claims received by the Diocese of Maitland-Newcastle.
66. The 62 claims of child sexual abuse against John Sidney Denham related to alleged incidents of abuse occurring in the period from 1970 to 1987 (inclusive).
67. The gender of the people who made a claim of child sexual abuse against John Sidney Denham (where the gender was reported) was 100% male. The average age of the claimants at the time of the alleged child sexual abuse (where the age was reported) was 13 years of age.
68. In relation to claims against John Sidney Denham (where the age of the claimant was known), 31% of the male claimants were under the age of 13 at the time of the alleged child sexual abuse and 69% were between 13 and 18 years.
69. The chart below shows the number of claims of child sexual abuse against John Sidney Denham by year of the first alleged incident (where the year of the first alleged incident is known).



70. The data identified that the claims of child sexual abuse against John Sidney Denham related to one known institution. The table below shows the institution identified in the claims:

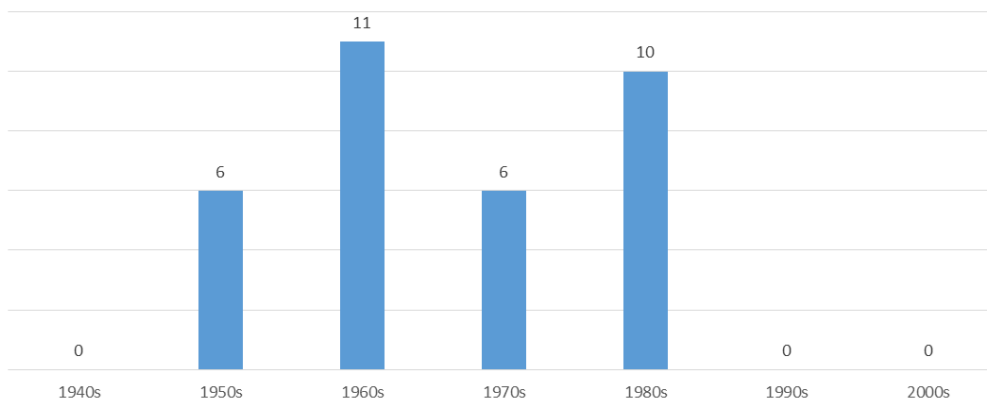
Institution	Number	%
St Pius X College, Adamstown	44	71%
Not Specified	18	29%
Total	62	100%

71. Of the 62 claims of child sexual abuse against John Sidney Denham, two were initiated through civil proceedings.
72. One civil claim of child sexual abuse against John Sidney Denham resulted in paid compensation of \$50,000.
73. Of the 62 claims of child sexual abuse against John Sidney Denham, 58 resulted in paid compensation through a redress process other than civil proceedings. A total of \$9.5 million was paid, with an average payment per claim of \$164,000. When taking into consideration treatment, legal and other costs, a total of \$9.7 million was paid, with an average payment per claim of \$168,000. Thirty-seven of the claims included payments for treatment amounting to a total \$53,000, with an average payment per claim of \$1,400.
74. John Sidney Denham was born in 1942; was ordained in 1972; and is alive.
75. The first alleged incident of child sexual abuse the subject of a claim against John Sidney Denham occurred two years before his ordination (he was 28 years old).
76. John Sidney Denham was referred to the Congregation for the Doctrine of the Faith in 2010.
77. John Sidney Denham was placed on restricted ministry in 1997, on administrative leave in 2006 and did not undertake treatment.

78. John Sidney Denham was the subject of a canonical application for dismissal from the priesthood in 2010 and was dismissed in 2011.

Denis McAlinden

79. Thirty-three people made a claim of child sexual abuse against Denis McAlinden alleging incidents of child sexual abuse.
80. The 33 claims of child sexual abuse against Denis McAlinden related to alleged incidents of abuse between 1947 and 1998 (inclusive).
81. The gender of the people who made a claim of child sexual abuse against Denis McAlinden (where the gender was reported) was 3% male and 97% female.
82. The average age of the claimants at the time of the alleged child sexual abuse (where the age was reported) was 7 years of age for males and 9 years of age for females. Ninety-seven per cent were under the age of 13 years of age and 3% were 13 years of age and older.
83. The chart below shows the number of claims of child sexual abuse against Denis McAlinden by year of the first alleged incident (where year of the first alleged incident is known).



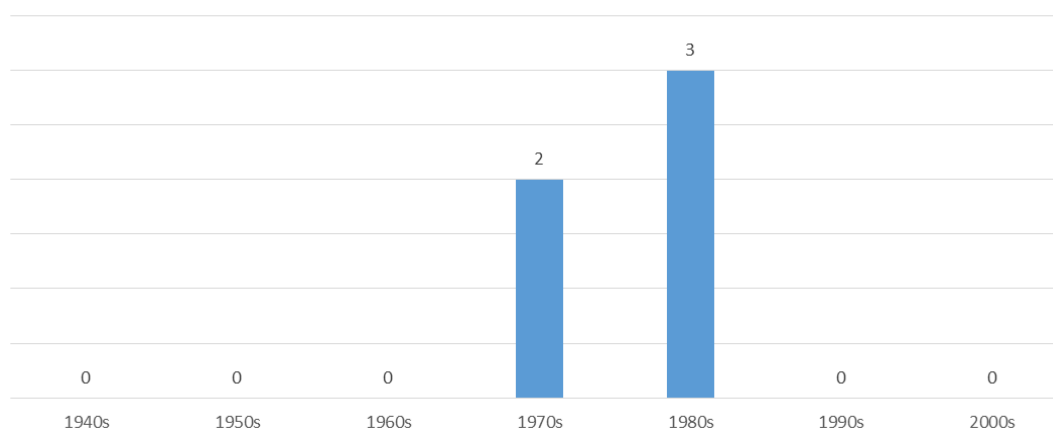
84. The data identified that the claims of child sexual abuse against Denis McAlinden related to three institutions. The table below shows the institutions identified in the claims:

Institution	Number	%
Muswellbrook Parish	1	3%
St James Parish, Muswellbrook	1	3%
St Joseph's Primary School, Merriwa	1	3%
Not Specified	30	91%
Total	33	100%

85. Of the 33 claims of child sexual abuse against Denis McAlinden, three were initiated through civil proceedings. One of these civil claims did not result in a compensation payment. The other two civil claims are currently proceeding through court.
86. Of the 33 claims of child sexual abuse against Denis McAlinden, 30 resulted in paid compensation through a redress process other than civil proceedings. A total of \$4.6 million was paid, with an average payment per claim of \$153,000. When taking into consideration treatment, legal and other costs, a total of \$4.7 million was paid, with an average payment per claim of \$157,000. Sixteen claims included payments for treatment, amounting to a total of \$35,000, with an average payment per claim of \$2,200.
87. Denis McAlinden was born in 1923; was ordained in 1949; and died in 2005.
88. The first alleged incident of child sexual abuse the subject of a claim against Denis McAlinden occurred two years before his ordination (he was 24 years old).
89. Denis McAlinden was referred to the Congregation for the Doctrine of the Faith in 2012.
90. Denis McAlinden was placed on administrative leave in 1993 and did not undertake treatment.
91. Denis McAlinden was not the subject of a canonical application.

James Patrick Fletcher

92. Five people made a claim of child sexual abuse against James Patrick Fletcher alleging incidents of child sexual abuse.
93. The five claims of child sexual abuse against James Patrick Fletcher, related to alleged incidents of abuse between 1971 and 1988 (inclusive).
94. The gender of the people who made a claim of child sexual abuse against James Patrick Fletcher (where the gender was reported) was 100% male.
95. In relation to claims against James Patrick Fletcher (where the age of the claimant was known), 33% of the male claimants were under the age of 13 years of age and 67% were 13 years of age and older.
96. The chart below shows the number of claims of child sexual abuse against James Patrick Fletcher by year of the first alleged incident (where year of the first alleged incident is known).

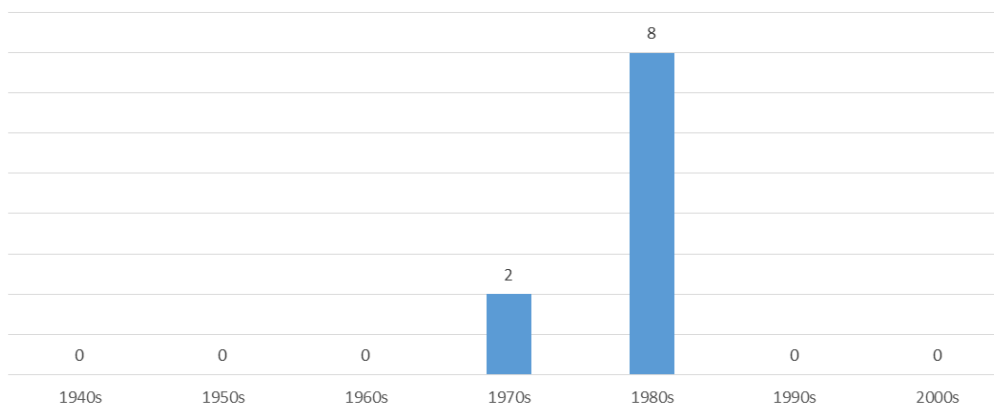


97. The data identified that the claims of child sexual abuse against James Patrick Fletcher related to no specific institutions. The suburbs of Branxton, Dungog, Maitland and East Maitland were identified.
98. Of the five claims of child sexual abuse against James Patrick Fletcher, one was initiated through civil proceedings. This civil claim did not result in compensation.

99. Of the five claims of child sexual abuse against James Patrick Fletcher three resulted in paid compensation through a redress process other than civil proceedings. A total of \$465,000 was paid, with an average payment per claim of \$155,000. When taking into consideration treatment, legal and other costs, a total of \$556,000 was paid, with an average payment per claim of \$188,000. Three claims included payments for treatment amounting to a total of \$50,000, with an average payment per claim of \$1,700.
100. James Patrick Fletcher was born in 1941; was ordained in 1968; and he died in 2006.
101. The first alleged incident of child sexual abuse against James Patrick Fletcher occurred three years after his ordination (he was 30 years old).
102. James Patrick Fletcher was referred to the Congregation for the Doctrine of the Faith in 2010.
103. James Patrick Fletcher was placed on administrative leave in 2003 and did not undertake treatment.
104. James Patrick Fletcher was not the subject of a canonical application.

Anthony Bambach

105. Ten people made a claim of child sexual abuse against Anthony Bambach alleging incidents of child sexual abuse.
106. The 10 claims of child sexual abuse against Anthony Bambach related to alleged incidents of abuse occurring in the period from 1976 to 1988 (inclusive).
107. The gender of the people who made a claim of child sexual abuse against Anthony Bambach (where the gender was reported) was 100% male. The average age of the claimants at the time of the alleged child sexual abuse (where the age was reported) was 10 years of age.
108. In relation to claims against Anthony Bambach (where the age of the claimant was known), 100% of the male claimants were under the age of 13 at the time of the alleged child sexual abuse.
109. The chart below shows the number of claims of child sexual abuse against Anthony Bambach by year of the first alleged incident (where the year of the first alleged incident is known).



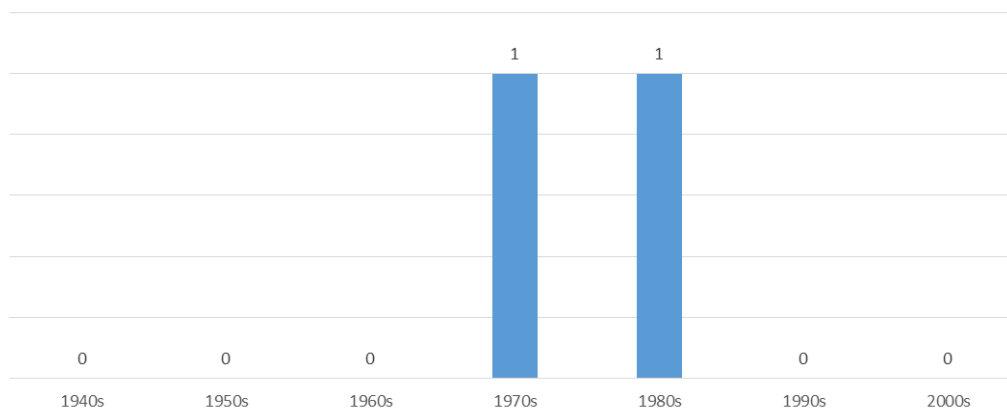
110. The data identified that the claims of child sexual abuse against Anthony Bambach related to three known institutions. The table below shows the institutions identified in the claims:

Institution	Number	%
St Joseph's Primary School, East Maitland	3	30%
St Michael's Primary School, Nelson Bay	3	30%
Holy Family Primary School, Merewether Beach	2	20%
Not Specified	2	20%
Total	10	100%

111. Of the 10 claims of child sexual abuse against Anthony Bambach, one was initiated through civil proceedings.
112. The civil claim of child sexual abuse against Anthony Bambach resulted in paid compensation of \$425,000.
113. Of the 10 claims of child sexual abuse against Anthony Bambach nine resulted in paid compensation through a redress process other than civil proceedings. A total of \$1.8 million was paid, with an average payment per claim of \$199,000. When taking into consideration treatment, legal and other costs, a total of \$1.8 million was paid, with an average payment per claim of \$202,000. Four claims included payments for treatment amounting to a total of \$13,000, with an average payment per claim of \$3,200.
114. Anthony Bambach was born in 1930; was a layperson and employed teacher; and died in 2006.
115. The first alleged incident of child sexual abuse the subject of a claim against Anthony Bambach occurred when he was 46 years old.

Thomas Brennan

116. Two people made a claim of child sexual abuse against Thomas Brennan alleging incidents of child sexual abuse.
117. The two claims of child sexual abuse against Thomas Brennan related to alleged incidents of abuse occurring in the period from 1979 to 1983 (inclusive).
118. The gender of the people who made a claim of child sexual abuse against Thomas Brennan (where the gender was reported) was 100% male. The average age of the claimants at the time of the alleged child sexual abuse (where the age was reported) was 11 years of age.
119. In relation to claims against Thomas Brennan (where the age of the claimant was known), one of the male claimants was under the age of 13 at the time of the alleged child sexual abuse and one was between 13 and 18 years.
120. The chart below shows the number of claims of child sexual abuse against Thomas Brennan by year of the first alleged incident (where the year of the first alleged incident is known).



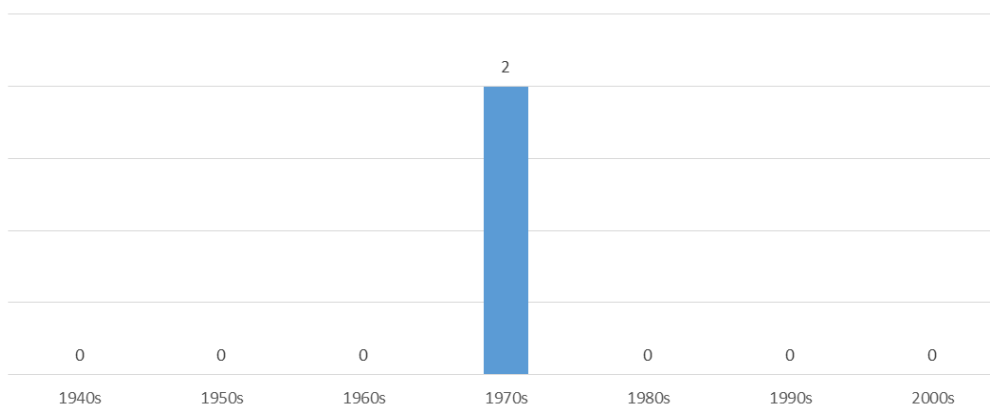
121. The data identified that the claims of child sexual abuse against Thomas Brennan related to one known institution. The table below shows the institution identified in the claims:

Institution	Number	%
St Pius X College, Adamstown	1	50%
Not Specified	1	50%
Total	2	100%

122. Of the two claims of child sexual abuse against Thomas Brennan, neither were initiated through civil proceedings.
123. Of the two claims of child sexual abuse against Thomas Brennan, one resulted in paid compensation through a redress process other than civil proceedings, with a total payment of \$230,000. When taking into consideration treatment, legal and other costs, a total of \$244,000 was paid for this claim. One additional claim included payments for treatment costs of \$2,300.
124. Thomas Brennan was born in 1937; was ordained in 1960; and died in 2012.
125. The first alleged incident of child sexual abuse the subject of a claim against Thomas Brennan occurred 19 years after his ordination (he was 42 years old).
126. Thomas Brennan was referred to the Congregation for the Doctrine of the Faith in 2012.
127. Thomas Brennan was placed on restricted ministry in 2008, and did not undertake treatment.
128. Thomas Brennan was not subject of a canonical application.

Peter Brock

129. Two people made a claim of child sexual abuse against Peter Brock alleging incidents of child sexual abuse.
130. The two claims of child sexual abuse against Peter Brock related to alleged incidents of abuse in 1972.
131. Both of the people who made a claim of child sexual abuse against Peter Brock were male. The average age of the claimants at the time of the alleged child sexual abuse was 13 years of age.
132. The chart below shows the number of claims of child sexual abuse against Peter Brock by year of the first alleged incident (where year of the first alleged incident is known).



133. The data identified did not contain information on the institutions relating to the two claims of child sexual abuse against Peter Brock.
134. Of the two claims of child sexual abuse against Peter Brock, neither were initiated through civil proceedings.
135. Both claims of child sexual abuse against Peter Brock resulted in paid compensation through a redress process other than civil proceedings. A total of \$430,000 was paid, with an average payment per claim of \$215,000. When taking into consideration treatment, legal and other costs, a total of \$437,000 was paid, with an average payment per claim of \$218,000. Two

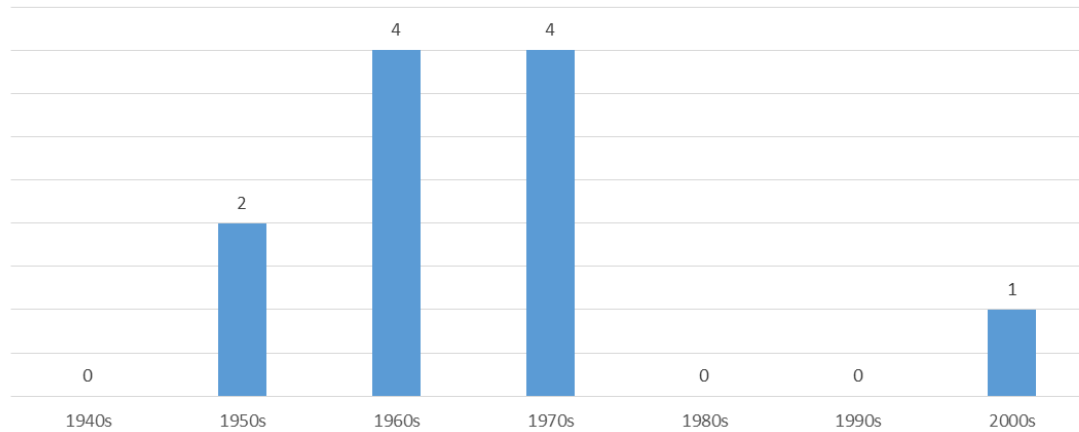
claims included payments for treatment, amounting to a total of \$3,000, with an average payment per claim of \$1,500.

136. Peter Brock was born in 1945; was ordained in 1968; and died in 2014.
137. The first alleged incident of child sexual abuse the subject of a claim against Peter Brock occurred four years after his ordination (he was 27 years old).
138. Peter Brock was referred to the Congregation for the Doctrine of the Faith in 2014.
139. Peter Brock was placed on restricted ministry in 2010, on administrative leave in 2007 and did not undertake treatment.
140. Peter Brock was not the subject of a canonical application.

Marists Brothers subject to claims or substantiated complaints of child sexual abuse operating within a Marist Brothers Maitland or Hamilton high school

Thomas Butler

141. Eleven people made a claim of child sexual abuse against Thomas Butler alleging incidents of child sexual abuse.
142. The eleven claims of child sexual abuse against Thomas Butler related to alleged incidents of abuse occurring in the period from 1955 to 2001 (inclusive).
143. Four claims of child sexual abuse against Thomas Butler related to a Marist Brothers Maitland or Hamilton high school. These alleged incidents of abuse occurring in the period from 1971 to 1977 (inclusive).
144. The gender of the people who made a claim of child sexual abuse against Thomas Butler (where the gender was reported) was 100% male. The average age of the claimants at the time of the alleged child sexual abuse (where the age was reported) was 11 years of age.
145. In relation to claims against Thomas Butler (where the age of the claimant was known), 60% of the male claimants were under the age of 13 at the time of the alleged child sexual abuse and 40% were between 13 and 18 years.
146. The chart below shows the number of claims of child sexual abuse against Thomas Butler by year of the first alleged incident (where the year of the first alleged incident is known).



147. The data identified that the claims of child sexual abuse against Thomas Butler related to three known institutions. The table below shows the institutions identified in the claims:

Institution	Number	%
Marist Brothers' College, Eastwood, New South Wales	6	55%
Marist Brothers', Hamilton, New South Wales	4	36%
Marist College, Ashgrove, Queensland	1	9%
Total	11	100%

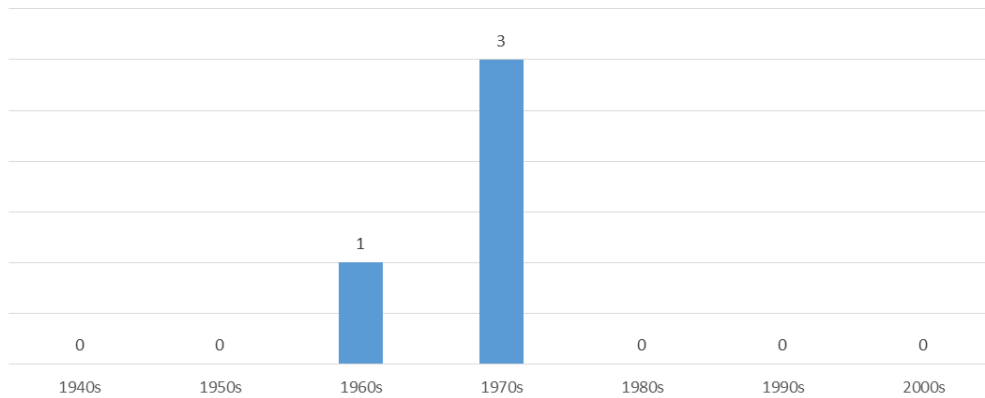
148. Of the 11 claims of child sexual abuse against Thomas Butler, none were initiated through civil proceedings.
149. Of the 11 claims of child sexual abuse against Thomas Butler, three resulted in paid compensation through a redress process other than civil proceedings, six were not pursued and two were ongoing at the time of data provision. A total of \$500,000 was paid with an average payment per claim of almost \$167,000. When taking into consideration treatment, legal and other costs, a total of \$505,000 has been paid to the three claimants, with an average payment per claim of just over \$168,000. Of the claims received, two claimants received treatment costs amounting to a total of \$8,366, with

an average payment per claim of \$4,183. The fourth claimant's matter is still ongoing.

150. Thomas Butler was born in 1929; professed his initial vows in 1946; and died in 2006.
151. The first alleged incident of child sexual abuse the subject of a claim against Thomas Butler occurred nine years after he professed his initial vows (he was 26 years old).
152. Thomas Butler was placed on restricted ministry in 2001 and undertook no treatment.
153. Thomas Butler was not the subject of a canonical application.

Darcy John O'Sullivan

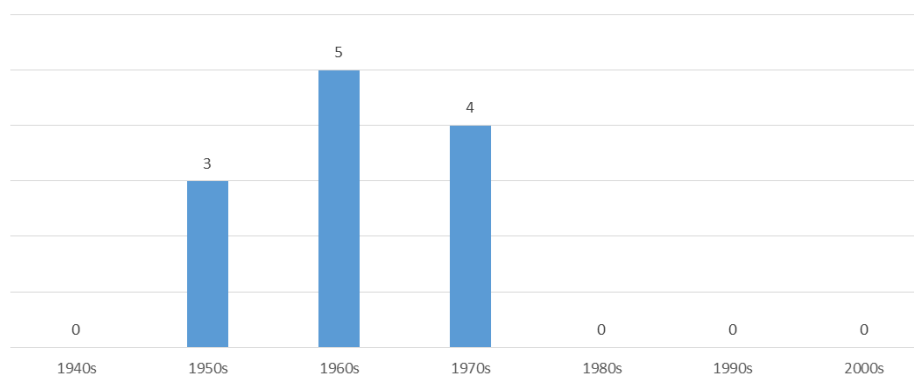
154. Four people made a claim of child sexual abuse against Darcy John O'Sullivan alleging incidents of child sexual abuse.
155. The four claims of child sexual abuse against Darcy John O'Sullivan related to alleged incidents of abuse occurring in the period from 1969 to 1977 (inclusive).
156. The gender of the people who made a claim of child sexual abuse against Darcy John O'Sullivan (where the gender was reported) was 100% male. The average age of the claimants at the time of the alleged child sexual abuse (where the age was reported) was 14 years of age.
157. In relation to claims against Darcy John O'Sullivan (where the age of the claimant was known), 25% of the male claimants were under the age of 13 at the time of the alleged child sexual abuse and 75% were between 13 and 18 years.
158. The chart below shows the number of claims of child sexual abuse against Darcy John O'Sullivan by year of the first alleged incident (where the year of the first alleged incident is known).



159. All the claims of child sexual abuse against Darcy John O'Sullivan related to the Marist Brothers High School Hamilton.
160. Of the four claims of child sexual abuse against Darcy John O'Sullivan, none were initiated through civil proceedings.
161. Of the four claims of child sexual abuse against Darcy John O'Sullivan, one resulted in paid compensation through a redress process other than civil proceedings, with a total payment of \$225,000. The three other claims, which are currently ongoing, to date have included payments for treatment costs at a total amount of \$25,000 with an average payment for treatment costs of \$8,300 per claim.
162. Darcy John O'Sullivan was born in 1938; professed his initial vows in 1963; and is alive.
163. The first alleged incident of child sexual abuse the subject of a claim against Darcy John O'Sullivan occurred six years after he professed his initial vows (he was 31 years old).
164. Darcy John O'Sullivan was placed on restricted ministry in 2013 and undertook non-residential treatment in and from 2013.
165. Darcy John O'Sullivan was not the subject of a canonical application.

Francis William Athol Cable

166. Twelve people made a claim of child sexual abuse against Francis William Athol Cable alleging incidents of child sexual abuse. Ten of these claims relate to a Marist Brothers Maitland or Hamilton high school.
167. The 12 claims of child sexual abuse against Francis William Athol Cable related to alleged incidents of abuse occurring in the period from 1953 to 1974 (inclusive). Ten claims related to allegations of abuse occurring at a Marist Brothers Maitland or Hamilton high school in the period from 1959 to 1974 (inclusive).
168. The gender of the people who made a claim of child sexual abuse against Francis William Athol Cable (where the gender was reported) was 100% male. The average age of the claimants at the time of the alleged child sexual abuse (where the age was reported) was 13 years of age.
169. In relation to claims against Francis William Athol Cable (where the age of the claimant was known), 40% of the male claimants were under the age of 13 at the time of the alleged child sexual abuse and 60% were between 13 and 18 years.
170. The chart below shows the number of claims of child sexual abuse against Francis William Athol Cable by year of the first alleged incident (where the year of the first alleged incident is known).



171. The claims of child sexual abuse against Francis William Athol Cable related to four known institutions. The table below shows the institutions identified in the claims:

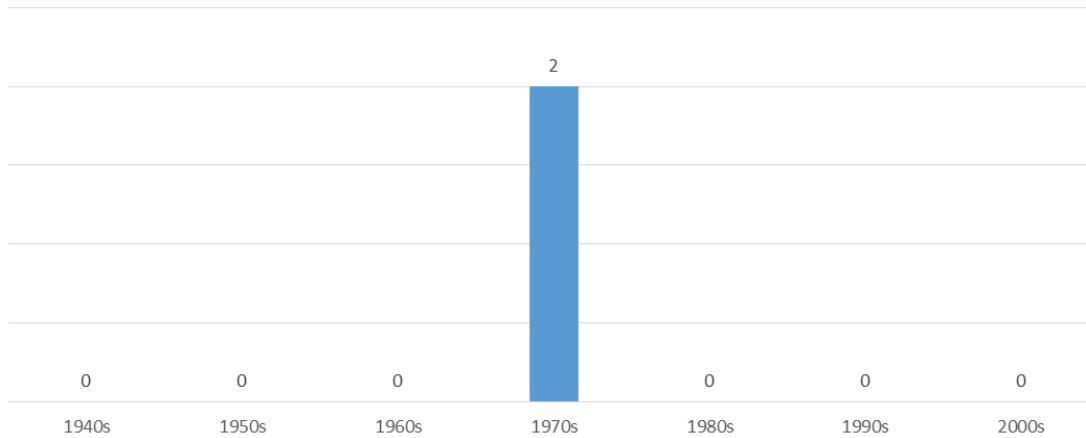
Institution	Number	%
Marist Brothers High School Hamilton	5	42%
Marist Brothers College, Maitland	4	33%
St Vincent's Boys Home, Westmead	2	17%
Marist College, Pagewood	1	8%
Total	12	100%

172. Of the 12 claims of child sexual abuse against Francis William Athol Cable, two were initiated through civil proceedings.
173. Both civil claims resulted in paid compensation amounting to a total of \$65,000, with an average payment per claim of almost \$32,500. When taking into consideration legal and other costs, a total of \$82,800 was paid, with an average payment per claim of \$41,400. Of the 12 claims of child sexual abuse against Francis William Athol Cable, two complaints have resulted in paid compensation through a redress process other than civil proceedings, seven were ongoing at the date of data provision, and one was not pursued. Of the claims that have been resolved a total of \$420,000 was paid, with an average payment per claim of \$210,000. For the two resolved claims when taking into consideration treatment, legal and other costs, a total of \$426,730 was paid, with an average payment per claim of just over \$213,000.
174. Of those claims which were ongoing, the Marist Brothers have paid for treatment with respect to six claims, which includes treatment costs amounting to a total of \$39,131, with an average payment for treatment per claim of \$6,500.

175. Francis William Athol Cable was born in 1932; he professed his initial vows in 1952; and is alive.
176. The first alleged incident of child sexual abuse the subject of a claim against Francis William Athol Cable occurred when he was 21 years.
177. Francis William Athol Cable left the Marist Brothers in 1978. Prior to his departure he was not placed on restricted ministry or administrative leave; he undertook no treatment.
178. Francis William Athol Cable was the subject of a canonical application for the dispensation of his vows which was granted in 1978.

Peter William Pemble

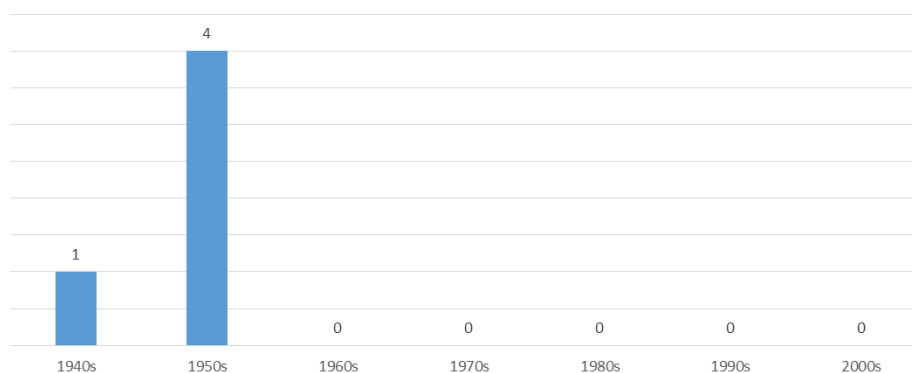
179. Two people made a claim of child sexual abuse against Peter William Pemble alleging incidents of child sexual abuse.
180. The two claims of child sexual abuse against Peter William Pemble related to alleged incidents of abuse occurring in the period from 1970 to 1971 (inclusive).
181. The gender of the people who made a claim of child sexual abuse against Peter William Pemble (where the gender was reported) was 100% male. The average age of the claimants at the time of the alleged child sexual abuse (where the age was reported) was 12 years of age.
182. In relation to claims against Peter William Pemble (where the age of the claimant was known), both claimants were under the age of 13 at the time of the alleged child sexual abuse.
183. The chart below shows the number of claims of child sexual abuse against Peter William Pemble by year of alleged first incident (where the year of alleged first incident is known).



184. The data identified that all the claims of child sexual abuse against Peter William Pemble related to Marist Brothers High School, Maitland.
185. Of the two claims of child sexual abuse against Peter William Pemble, none were initiated through civil proceedings.
186. Of the two claims of child sexual abuse against Peter William Pemble, one resulted in paid compensation through a redress process other than civil proceedings, resulting in a total payment of \$225,000 and treatment costs of \$315.
187. Peter William Pemble was born in 1948; professed his initial vows in 1968; and is alive.
188. The first alleged incident of child sexual abuse the subject of a claim against Peter William Pemble occurred two years after he professed his initial vows (when he was 22 years old).
189. Peter William Pemble was placed on restricted ministry in 2008 and attended non-residential treatment in and from 2008.
190. Peter William Pemble was not the subject of a canonical application.

Noel Desmond Mackey

191. Five people made a claim of child sexual abuse against Noel Desmond Mackey alleging incidents of child sexual abuse.
192. The five claims of child sexual abuse against Noel Desmond Mackey related to alleged incidents of abuse occurring in the period from 1947 to 1955 (inclusive).
193. The gender of the people who made a claim of child sexual abuse against Noel Desmond Mackey (where the gender was reported) was 100% male. The average age of the claimants at the time of the alleged child sexual abuse (where the age was reported) was 11 years of age.
194. In relation to claims against Noel Desmond Mackey (where the age of the claimant was known), 80% of the male claimants were under the age of 13 at the time of the alleged child sexual abuse and 20% were between 13 and 18 years.
195. The chart below shows the number of claims of child sexual abuse against John Noel Desmond Mackey by year of the first alleged incident (where the year of the first alleged incident is known).



196. The data identified that all the claims of child sexual abuse against Noel Desmond Mackey related to Marist Brothers High School Hamilton.

197. Of the five claims of child sexual abuse against Noel Desmond Mackey, one was initiated through civil proceedings. The claim resulted in a compensation payment of \$55,000 and no other payments for costs.
198. Of the five claims of child sexual abuse against Noel Desmond Mackey, four resulted in paid compensation through a redress process other than civil proceedings. A total of \$203,000 was paid, with an average payment per claim of \$51,000. When taking into consideration treatment, legal and other costs, a total of \$212,000 was paid, with an average payment per claim of \$53,000. Four claims included payment for treatment costs amounting to a total of \$4,600, with an average treatment payment per claim of \$1,100.
199. Noel Desmond Mackey was born in 1922; professed his initial vows in 1943; and it is not known if he is alive.
200. The first alleged incident of child sexual abuse the subject of a claim against Noel Desmond Mackey occurred four years after he professed his initial vows (when he was 25 years old);
201. Noel Desmond Mackey undertook no treatment.
202. Noel Desmond Mackey was the subject of a canonical application (year is unknown) for dispensation of vows which was granted in 1955, 12 years after he professed his initial vows.

